

MLL Registration Step-by-Step: SportsConnect Platform



Visit the MLL Homepage: <https://madisonll.teamsnapsites.com/>

Take note of the Important Dates and Information section on this page.

Important Dates and Information

Dec 4: Parent Information Night via Zoom

Dec 9: **Registration opens** for the spring season

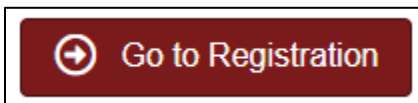
Jan 12: Regular Registration closes for **AA-Juniors** (Tee Ball and Farm are open until Mar 16)

Jan 26: Late Registration closes for AA-Juniors (additional fees apply)

Late Jan - Early Feb (Dates TBA): **Player Assessments** (two dates are scheduled, players requiring assessment only need to attend one, advance signup is required)

Early-Mid Feb: **Managers and Coaches** are confirmed by the MLL Board

Click the **Go to Registration** button



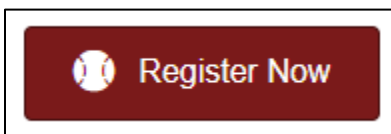
You will go to the **2025 Spring Season Registration** page.

Take note of the information on this page about **League Ages, Divisions, Team Formation, Fees** and other topics.

If you are new to MLL, you should **read the Registration FAQ** before registering.



When ready to register, click the **Register Now** button.

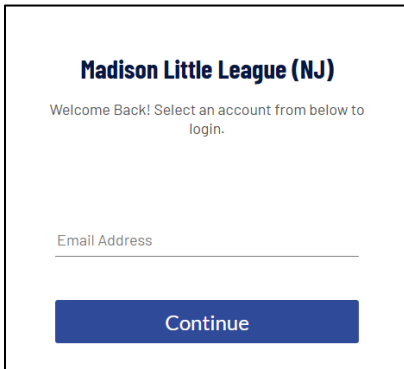


This will take you to the **SportsConnect sign-in page**.

SportsConnect Account Creation

Follow the instructions to create a SportsConnect account, or login in with an existing SC account.

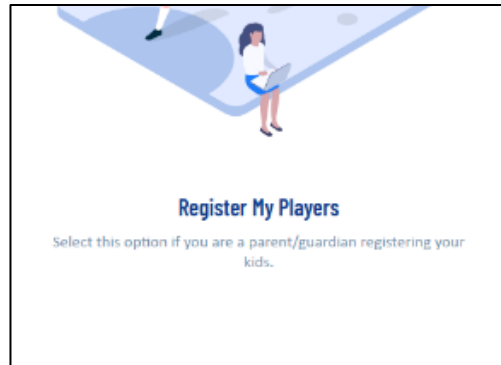
Once you are logged in to your SC account, choose the option to **Register My Players**.



Madison Little League (NJ)
Welcome Back! Select an account from below to login.

Email Address

Continue

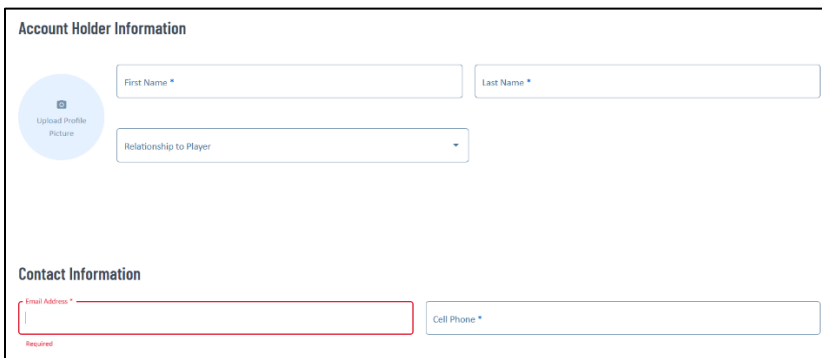


Register My Players
Select this option if you are a parent/guardian registering your kids.

Parent/Guardian Information

Provide **YOUR** (the parent/guardian's) contact information as the **Account Holder**.

You may also provide additional Account Holder information for other adults associated with the player.



Account Holder Information

Upload Profile Picture

First Name *

Last Name *

Relationship to Player

Contact Information

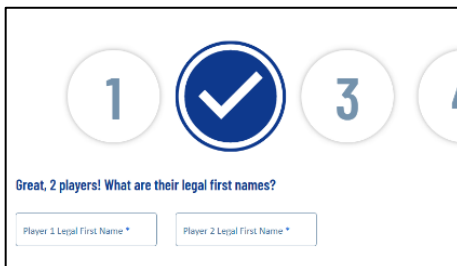
Email Address *

Cell Phone *

Required

Player Information

Select the number of players you are registering today, and add their **LEGAL (birth certificate)** first names. You can always return later to add more players if needed.



1 2 3 4

Great, 2 players! What are their legal first names?

Player 1 Legal First Name *

Player 2 Legal First Name *

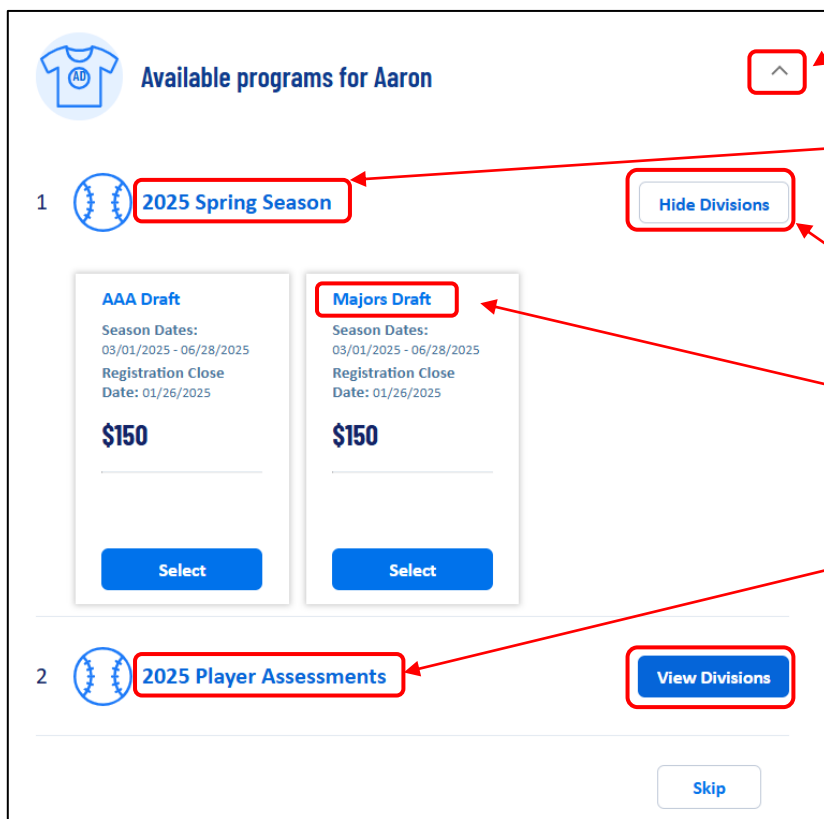
IMPORTANT NOTE:

Player Names: You must enter the player's **LEGAL NAME** as it appears on the player's birth certificate. Names cannot be changed or updated after registration is completed.

On the following page, you will provide additional player information such as preferred name or nickname, last name, date of birth, and address.

Program Selection

Once you have completed the Player Information, you will see a screen that shows the available **Programs** for your player(s).



Use the Open/Close arrow to show the list of available Programs for each player.

Click a Program name to see details for that Program.

Use the View/Hide Division button(s) to see the specific division options for each player.

Click a Division name to see details for that Division.

A Player Assessments option does NOT necessarily mean your player needs to attend. Read the Program details (click the Program name to see them), to determine if your player needs to attend Assessments. If so, click the View Divisions button for Player Assessments and select an available time.

IMPORTANT NOTES:

League Age 6 players may choose Tee Ball or Farm. See the [Divisions Page](#) and the [Registration FAQ](#) for more information.

All League Age 9 players are placed into the AAA draft. Depending on the number of teams being fielded and the number of League Age 10 and 11 players who must play AAA, not all League Age 9 players will be drafted to AAA. Undrafted players will automatically be placed into the AA draft.

League Age 10 players may choose AAA or Majors draft. See the [Divisions Page](#) and the [Registration FAQ](#) for more information. Depending on the number of teams being fielded and the number of League Age 12 players who must play in Majors, not all League Age 10 players who declare for the Majors draft will be drafted to a Majors team. Undrafted players will automatically be placed into the AAA draft.

All League Age 11 players are placed into the Majors draft. Depending on the number of teams being fielded and the number of League Age 12 players who must play Majors, not all League Age 11 players will be drafted to Majors. Undrafted players will automatically be placed into the AAA draft.

Player Assessments: Some players will have a Player Assessments option. Seeing this option means that your player **MAY** need to attend Assessments. Read the Program details (click the Program name to see them), the [Assessments Page](#), and the [Registration FAQ](#) to determine if your player needs to attend Assessments. If so, click the View Division button for Player Assessments and select an available time slot.

Program-Specific Questions

Once you have selected the Divisions for your players, you will go to the **Program Questions** screen. Complete the required information here. Make sure you view and accept all the policy/waiver documents.

If you see a link symbol [[🔗](#)] there is additional information available to help you answer the question. For example, the jersey and pants size questions link to a sizing chart.

IMPORTANT NOTE:

Residency Eligibility and School Attendance Eligibility: the Proof of Residency and Proof of School Enrollment requested in these fields are required ONLY IF THE PLAYER IS NEW TO MADISON LITTLE LEAGUE and is LEAGUE AGE 8 OR OLDER.

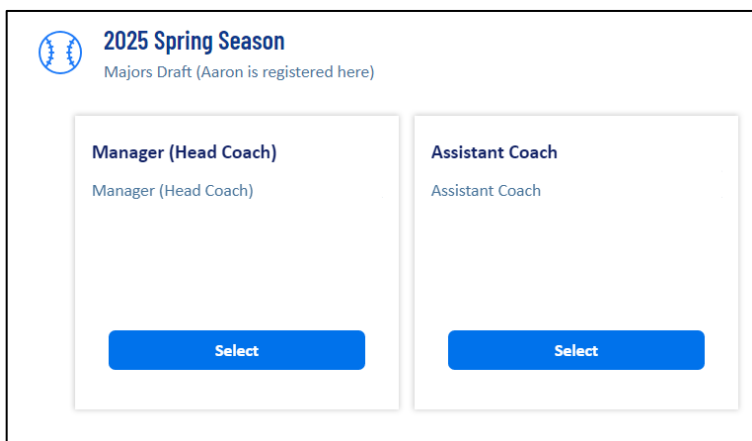
If you are a new player, League Age 8 or older, you need to provide **either** Proof of Residency (three documents) **or** Proof of School Enrollment (one document), but not both.

Returning players of any age and players in Tee Ball or Farm do not need to provide these documents.

Complete the **Program Questions** for each player you are registering, and click Continue.

Volunteering

On the next screen you will have the opportunity to volunteer yourself or someone else for one or more programs.



The screenshot shows a registration interface for the 2025 Spring Season. At the top left, there is a baseball icon and the text "2025 Spring Season" with a sub-note "Majors Draft (Aaron is registered here)". Below this, there are two selection boxes. The first box is titled "Manager (Head Coach)" and contains the text "Manager (Head Coach)" and a blue "Select" button. The second box is titled "Assistant Coach" and contains the text "Assistant Coach" and a blue "Select" button.

IMPORTANT NOTE:

Volunteer Forms: if you choose to volunteer at the time or registration, you must have your photo ID, NAYS Member ID card and Abuse Awareness Certificate available in PDF or JPG format to upload with your Volunteer Application.

If you do not have these documents available in an electronic format when registering your player, skip this step and return to your account later when you have the ID available in PDF or JPG format.

Checkout

Once you have completed (or skipped) the Volunteer Information section, you will be taken to your **Cart**. Review the Selections for your player(s) to make sure they are correct. If your total fees exceed the Family Maximum of \$375, you will see an adjustment to lower the total due.

Click Continue to go to the **Checkout** screen. Here you will have the opportunity to add an optional donation to Madison Little League (a 501(c)(3) non-profit organization).

Enter your credit information and submit your order. You will go to a **confirmation screen** with an Order Confirmation Number and any additional information about your Programs. You will also receive an email confirmation.

At any time, you can login to your account to add players, volunteer for roles, or add volunteer certifications. Your account will also show teams, rosters and schedules once the season starts.